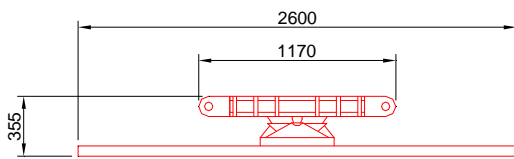
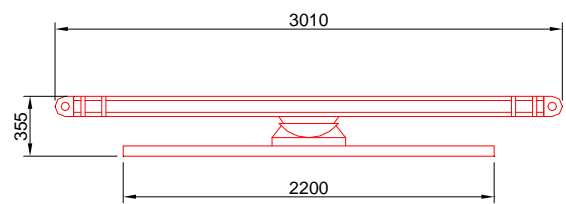


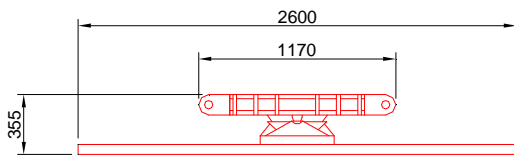
EQUIPMENT DATA SHEET - BOLSTERS - 200t



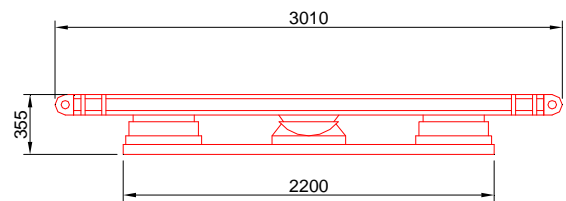
SIDE ELEVATION BOLSTER WITHOUT SLIPPER



END ELEVATION BOLSTER WITHOUT SLIPPER



SIDE ELEVATION BOLSTER WITH SLIPPER



END ELEVATION BOLSTER WITH SLIPPER

Bolster	
Capacity	200t
Overall Length	3100mm
Overall Width	2600mm
Overall Height	355mm
Weight	2t

For reference only

